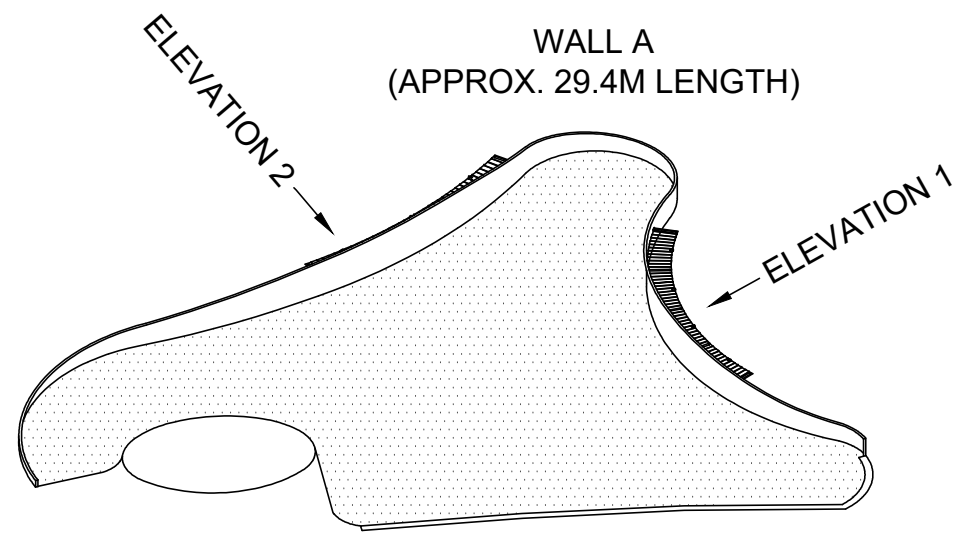
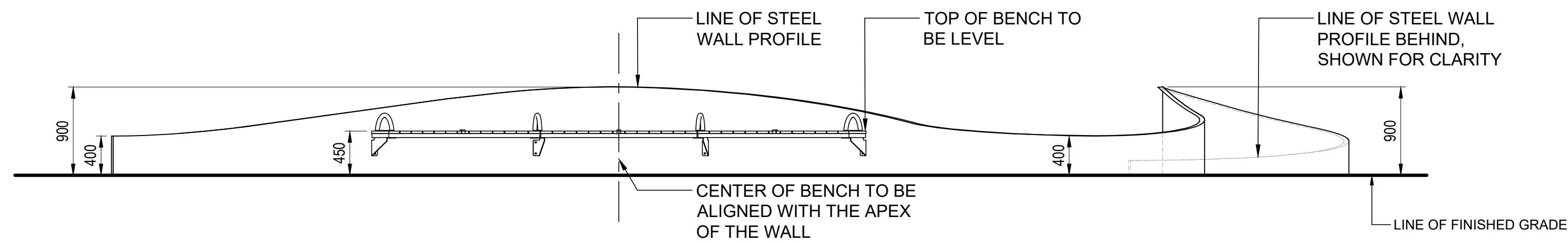
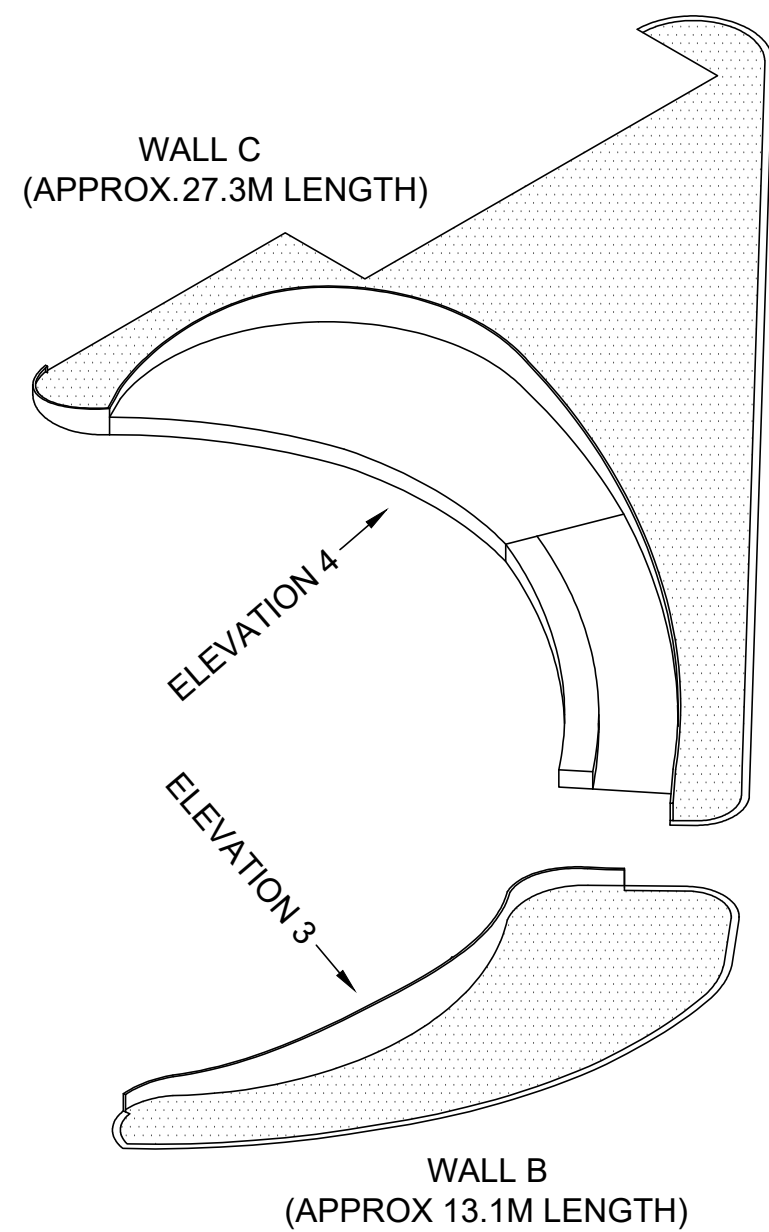


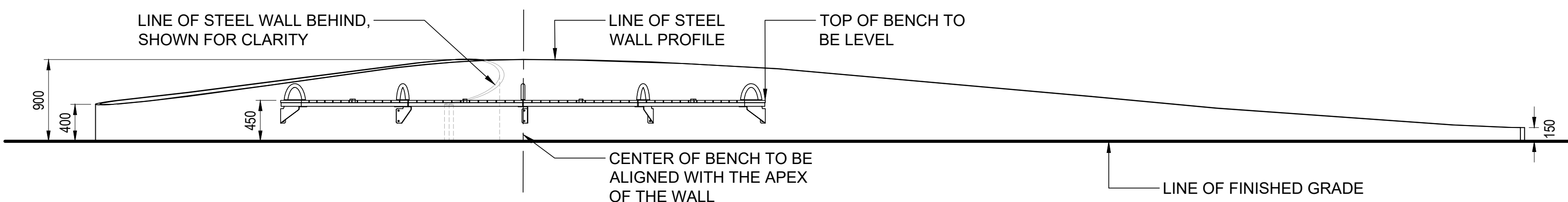
1. CONTRACTOR TO SUBMIT SHOP DRAWINGS FOR REVIEW AND APPROVAL BY CONTRACT ADMINISTRATOR PRIOR TO FABRICATION
2. ALL HARDWARE AND FASTENERS TO BE RATED FOR EXTERIOR USE AND TAMPER-PROOF
3. STEEL WALL SHALL BE CONSTRUCTED IN ROLLED SEGMENTS OF 2.40M (8') ± LENGTHS
4. FABRICATOR TO PROVIDE DETAILS FOR SEGMENT TO SEGMENT FASTENING
5. REFER ALSO TO STRUCTURAL DWGS FOR CONCRETE RETAINING WALL BEHIND STEEL WALL FACES
6. REFER ALSO TO SPECIFICATIONS



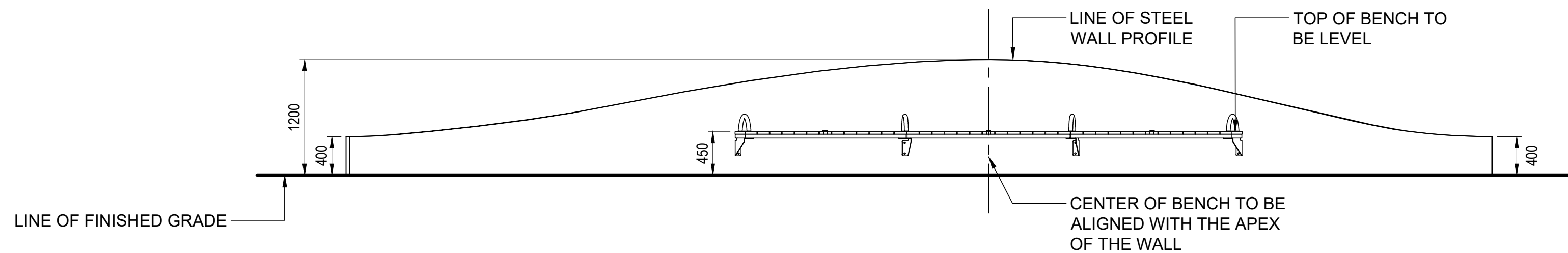
1 STEEL WALL FACES - KEY DIAGRAM
L520 NTS



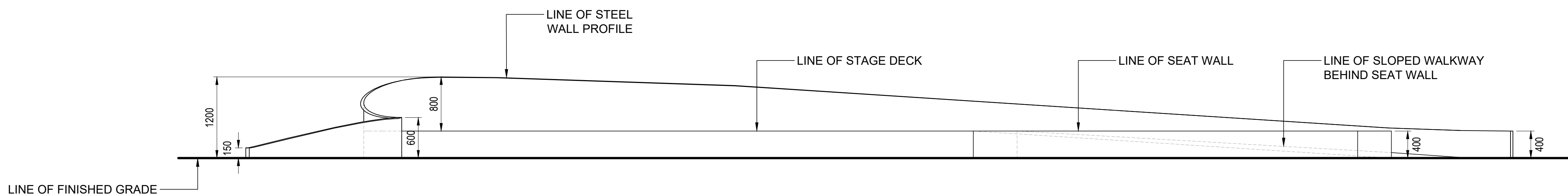
2 ELEVATION 1
L520 1:40



3 ELEVATION 2
L520 1:40





4 ELEVATION 3
L520 1:40



5 ELEVATION 4
L520 1:40

- ALL DIMENSIONS ARE IN METRIC UNLESS NOTED OTHERWISE
- REFER TO WRITTEN SPECIFICATIONS

0	25 / 05 / 16	ISSUED FOR TENDER	SK
REV	YY / MM / DD	DESCRIPTION	BY

A. SECTION LETTER OR DETAIL NUMBER	PROFESSIONAL'S SEAL
B. DRAWING WHERE SECTION OR DETAIL IS DRAWN.	
OR	
DRAWING WHERE SECTION OR DETAIL IS INDICATED	
--- SECTION OR DETAIL SHOWN ON SAME DRAWING.	
	

SCATLIFF + MILLER + MURRAY
visionary urban design + landscapes

CONSULTANT FILE NAME

CLIENT

CITY OF WINNIPEG

PLANNING, PROPERTY & DEVELOPMENT



CITY DRAWING NUMBER

STEEL WALL ELEVATIONS

DESIGN	DRAWN	DATE - Y / M / D	SCALE
SK/CT	NH/HL/CT	25/05/16	AS SHOWN
CHECKED	APPROVED	PROJECT No.	DRAWING No.
SK	SK	23-2687-006	L520